Hobby-Eberly Telescope Site Status Report *
McDonald Observatory, University of Texas at Austin

2017-12-04 18:00:06 to 2017-12-05 18:00:01 UTC

Contents

1 Trajectories **2**

2 Spectrographs **3**
2.1 Legend . . . 3
2.2 lrs2 . . . 3
2.3 virus . . . 4

3 Weather **8**

4 Virus Enclosures **9**

5 Server Up Time **10**

*This report has been automatically generated. Id: status_report.py 8457 2017-10-24 14:39:23Z fowler

1 Trajectories

2 Spectrographs

2.1 Legend

For the Spectrograph Cryo plots the Black point are the cryo temperature reading and the Red points are the cryo pressure in Torr on a log scale with the scale on the right hand vertical axis.

For all Spectrograph Temperature plots, the Black points are the ccd temperature reading, the Green points are the ccd set point, and the Red points are the percentage heater power with the scale on the right hand vertical axis. The two straight Red lines are the 5% and 95% power levels for the heater.

2.2 lrs2

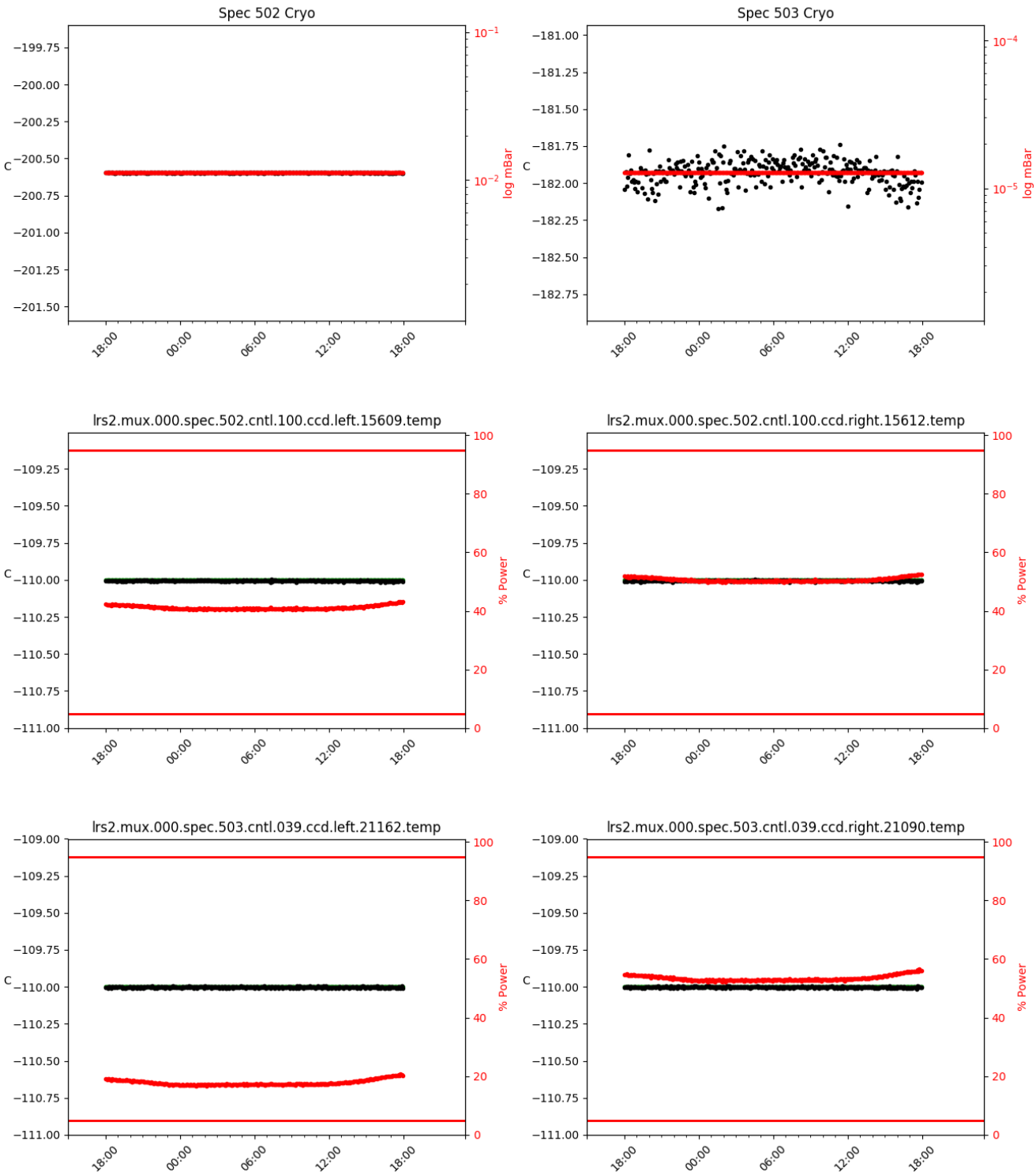

2.3 virus

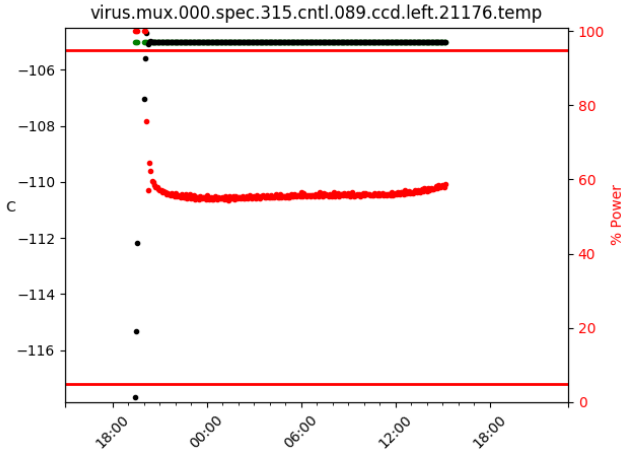
virus.mux.000.spec.315.cntl.089.ccd.left.21176.temp
C
% Power
18:00
00:00
06:00
12:00
18:00

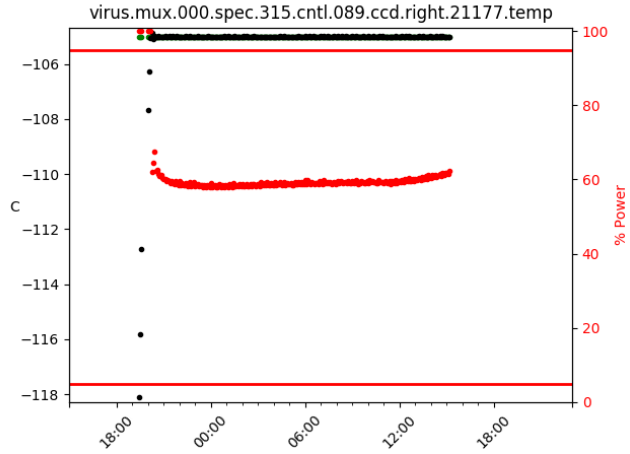
virus.mux.000.spec.315.cntl.089.ccd.right.21177.temp
C
% Power
18:00
00:00
06:00
12:00
18:00

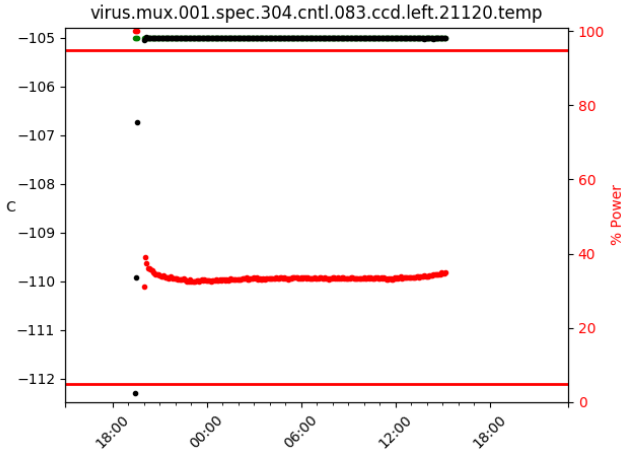
virus.mux.001.spec.304.cntl.083.ccd.left.21120.temp
C
% Power
18:00
00:00
06:00
12:00
18:00

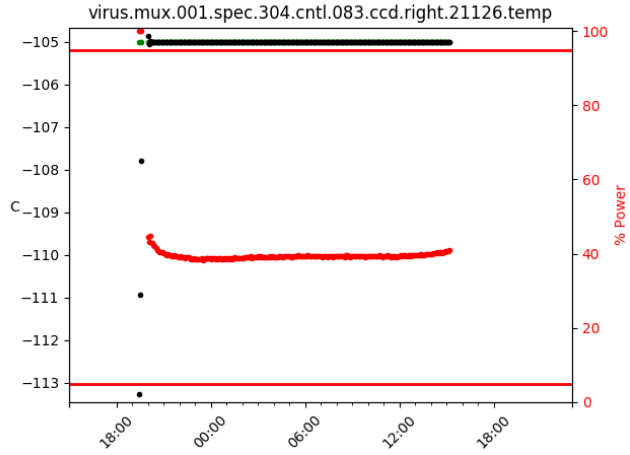
virus.mux.001.spec.304.cntl.083.ccd.right.21126.temp
C
% Power
18:00
00:00
06:00
12:00
18:00

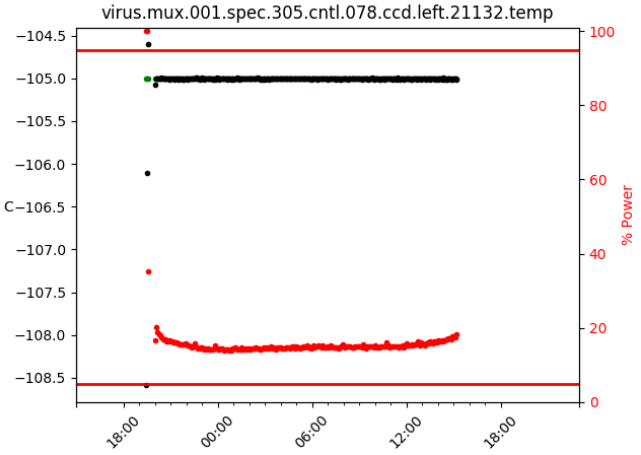
virus.mux.001.spec.305.cntl.078.ccd.left.21132.temp
C
% Power
18:00
00:00
06:00
12:00
18:00

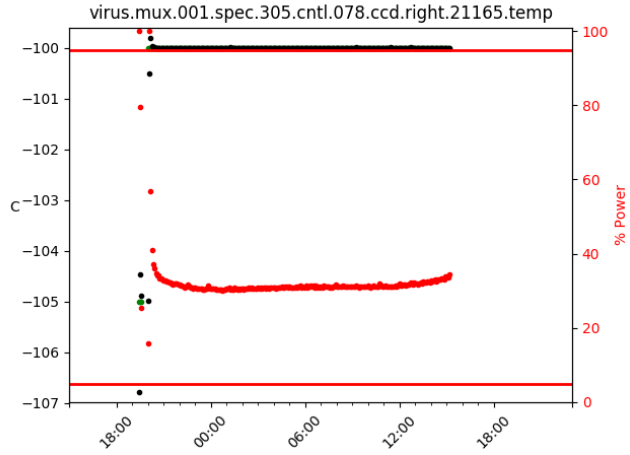
virus.mux.001.spec.305.cntl.078.ccd.right.21165.temp
C
% Power
18:00
00:00
06:00
12:00
18:00

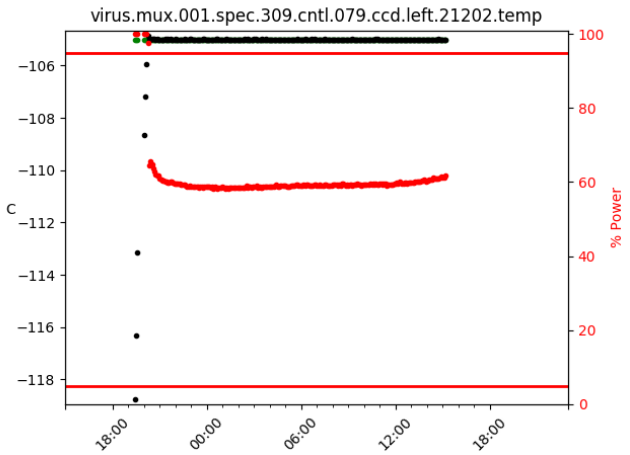
virus.mux.001.spec.309.cntl.079.ccd.left.21202.temp
C
% Power
−106
−108
−110
−112
−114
−116
−118
100
80
60
40
20
0
18:00
00:00
06:00
12:00
18:00

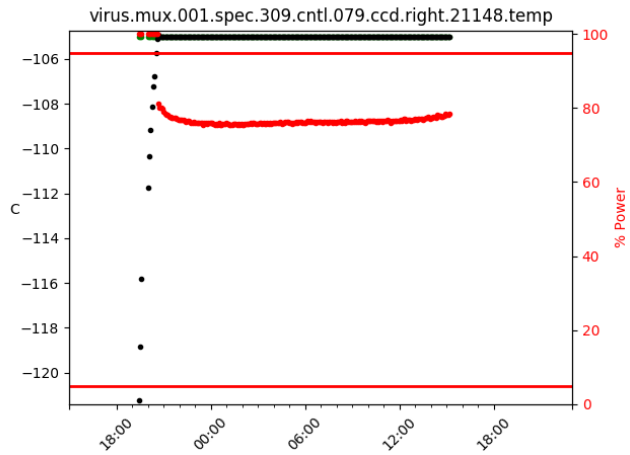
virus.mux.001.spec.309.cntl.079.ccd.right.21148.temp
C
% Power
−106
−108
−110
−112
−114
−116
−118
−120
100
80
60
40
20
0
18:00
00:00
06:00
12:00
18:00

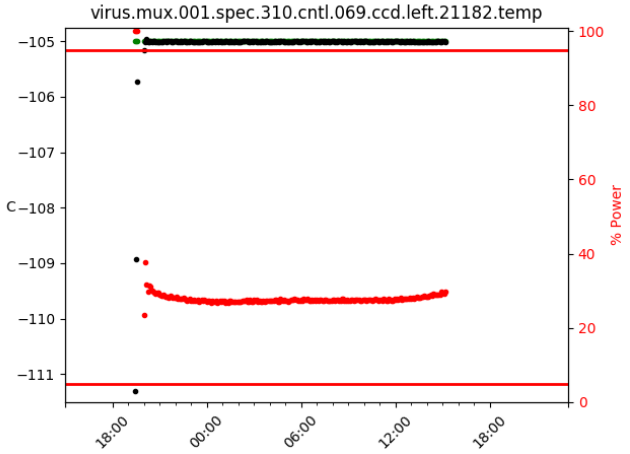
virus.mux.001.spec.310.cntl.069.ccd.left.21182.temp
C
% Power
−105
−106
−107
−108
−109
−110
−111
100
80
60
40
20
0
18:00
00:00
06:00
12:00
18:00

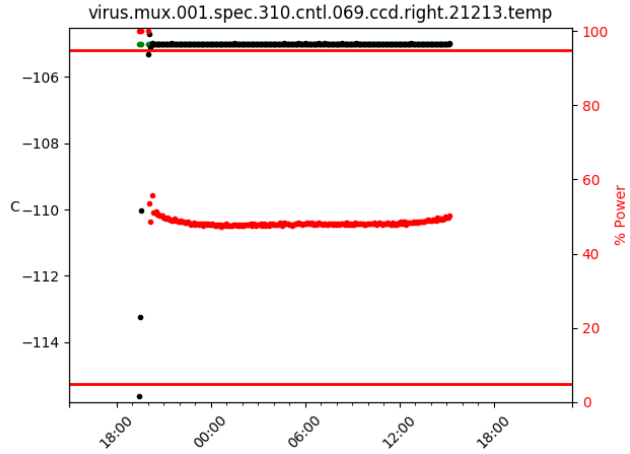
virus.mux.001.spec.310.cntl.069.ccd.right.21213.temp
C
% Power
−106
−108
−110
−112
−114
100
80
60
40
20
0
18:00
00:00
06:00
12:00
18:00

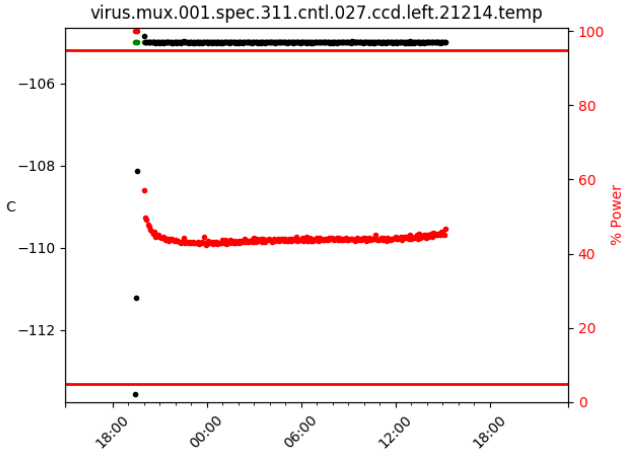
virus.mux.001.spec.311.cntl.027.ccd.left.21214.temp
C
% Power
−106
−108
−110
−112
100
80
60
40
20
0
18:00
00:00
06:00
12:00
18:00

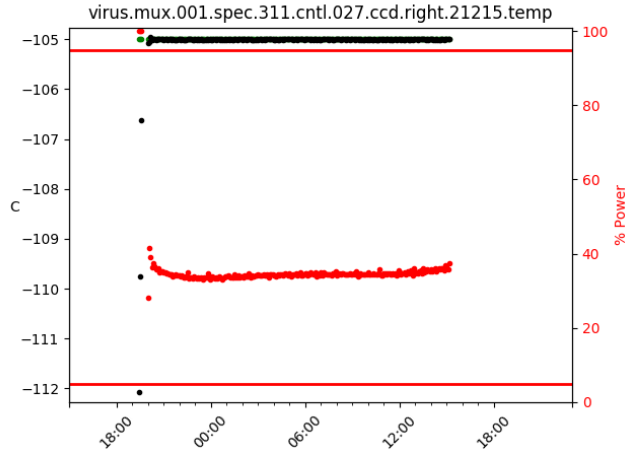
virus.mux.001.spec.311.cntl.027.ccd.right.21215.temp
C
% Power
−105
−106
−107
−108
−109
−110
−111
−112
100
80
60
40
20
0
18:00
00:00
06:00
12:00
18:00

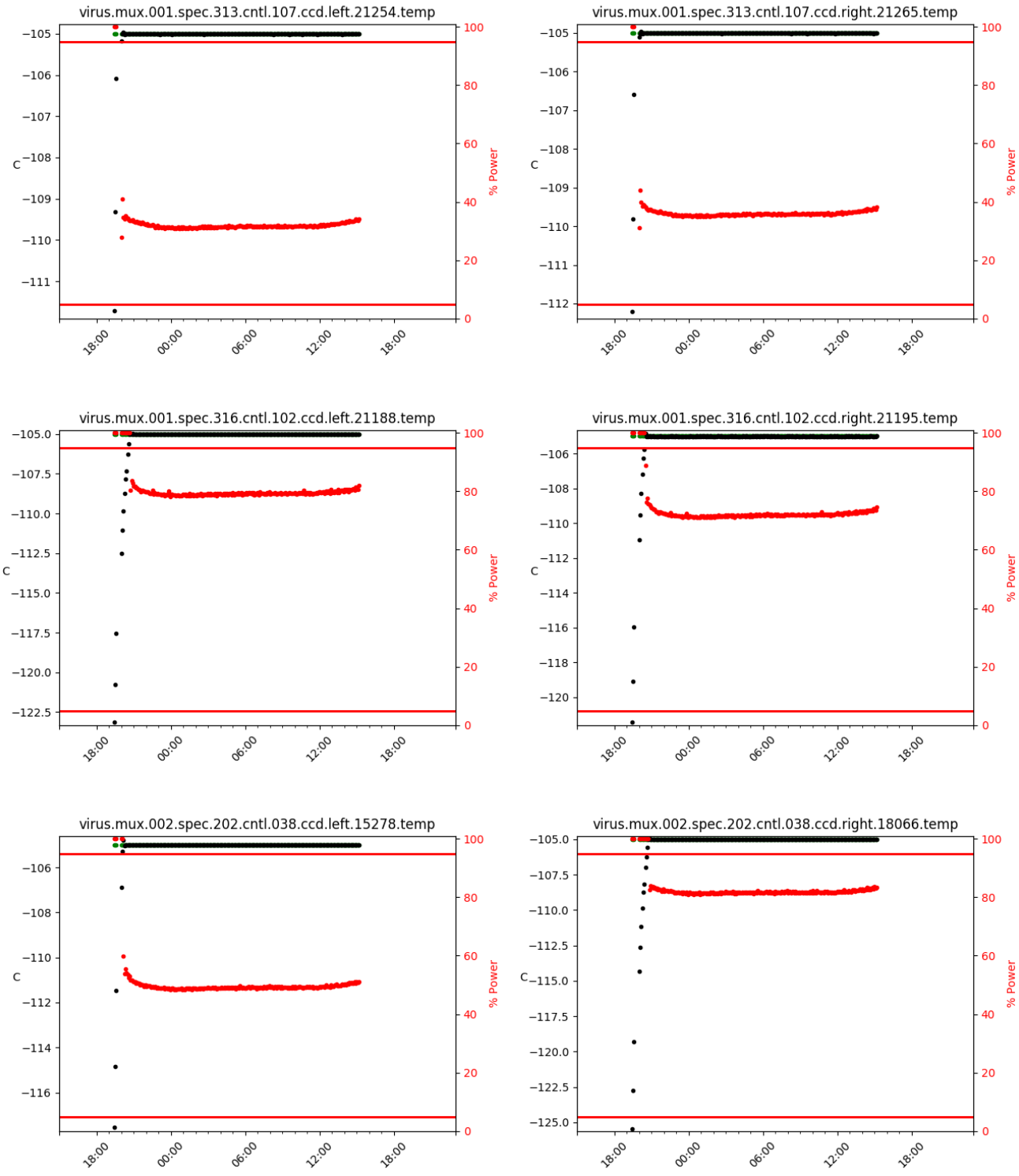
virus.mux.001.spec.313.cntl.107.ccd.left.21254.temp
virus.mux.001.spec.313.cntl.107.ccd.right.21265.temp
virus.mux.001.spec.316.cntl.102.ccd.left.21188.temp
virus.mux.001.spec.316.cntl.102.ccd.right.21195.temp
virus.mux.002.spec.202.cntl.038.ccd.left.15278.temp
virus.mux.002.spec.202.cntl.038.ccd.right.18066.temp
C
% Power
18:00
00:00
06:00
12:00
18:00

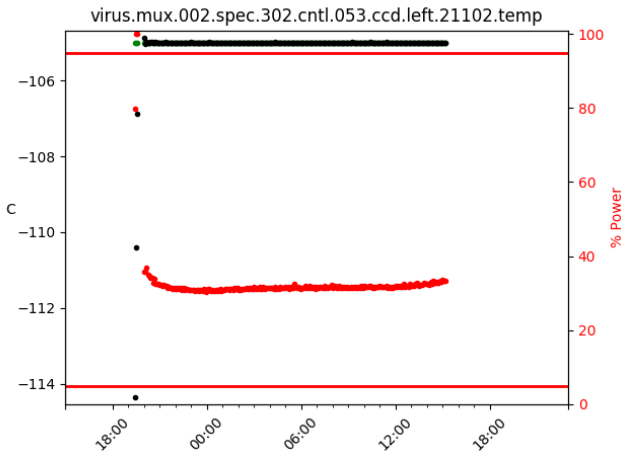
virus.mux.002.spec.302.cntl.053.ccd.left.21102.temp
C
% Power
−106
−108
−110
−112
−114
100
80
60
40
20
0
18:00
00:00
06:00
12:00
18:00

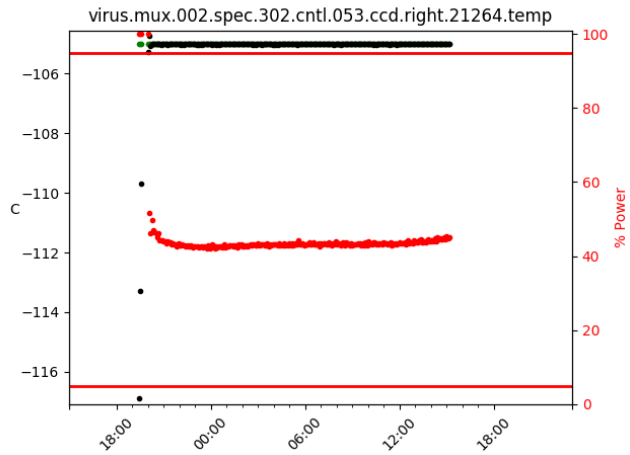
virus.mux.002.spec.302.cntl.053.ccd.right.21264.temp
C
% Power
−106
−108
−110
−112
−114
−116
100
80
60
40
20
0
18:00
00:00
06:00
12:00
18:00

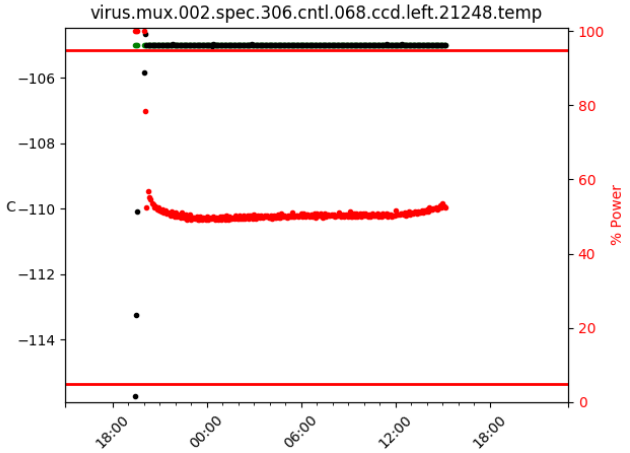
virus.mux.002.spec.306.cntl.068.ccd.left.21248.temp
C
% Power
−106
−108
−110
−112
−114
100
80
60
40
20
0
18:00
00:00
06:00
12:00
18:00

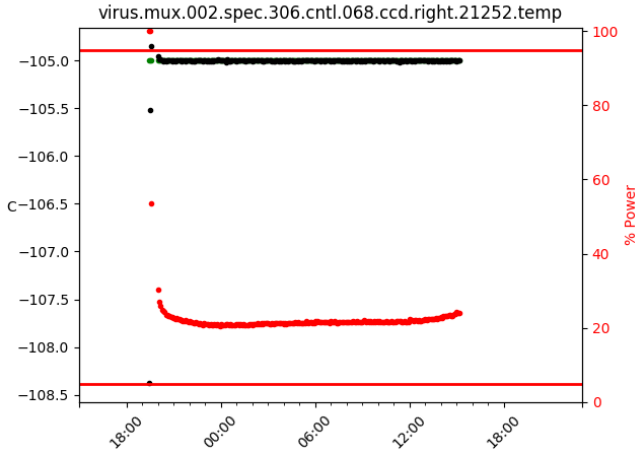
virus.mux.002.spec.306.cntl.068.ccd.right.21252.temp
C
% Power
−105.0
−105.5
−106.0
−106.5
−107.0
−107.5
−108.0
−108.5
100
80
60
40
20
0
18:00
00:00
06:00
12:00
18:00

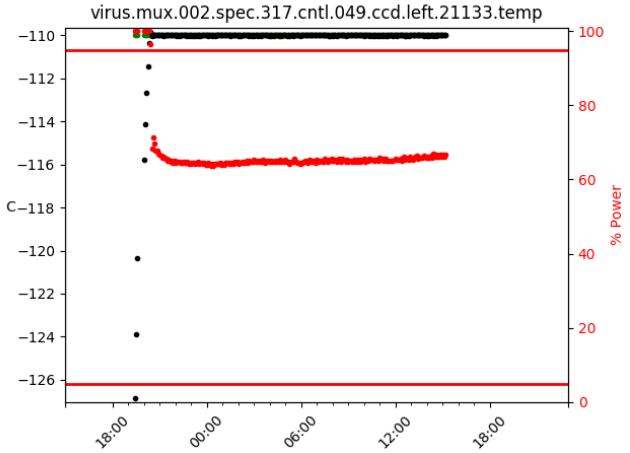
virus.mux.002.spec.317.cntl.049.ccd.left.21133.temp
C
% Power
−110
−112
−114
−116
−118
−120
−122
−124
−126
100
80
60
40
20
0
18:00
00:00
06:00
12:00
18:00

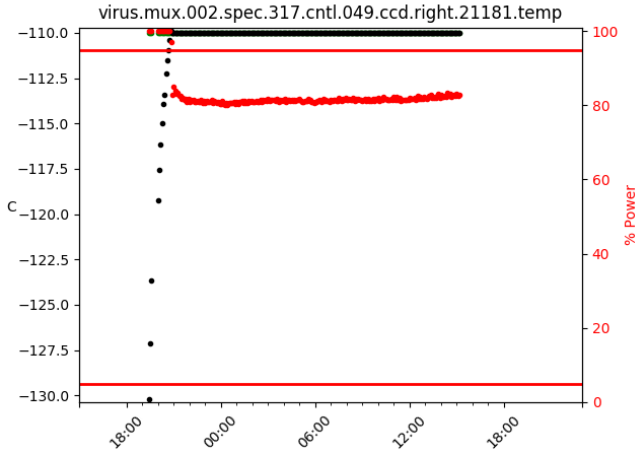
virus.mux.002.spec.317.cntl.049.ccd.right.21181.temp
C
% Power
−110.0
−112.5
−115.0
−117.5
−120.0
−122.5
−125.0
−127.5
−130.0
100
80
60
40
20
0
18:00
00:00
06:00
12:00
18:00

3 Weather

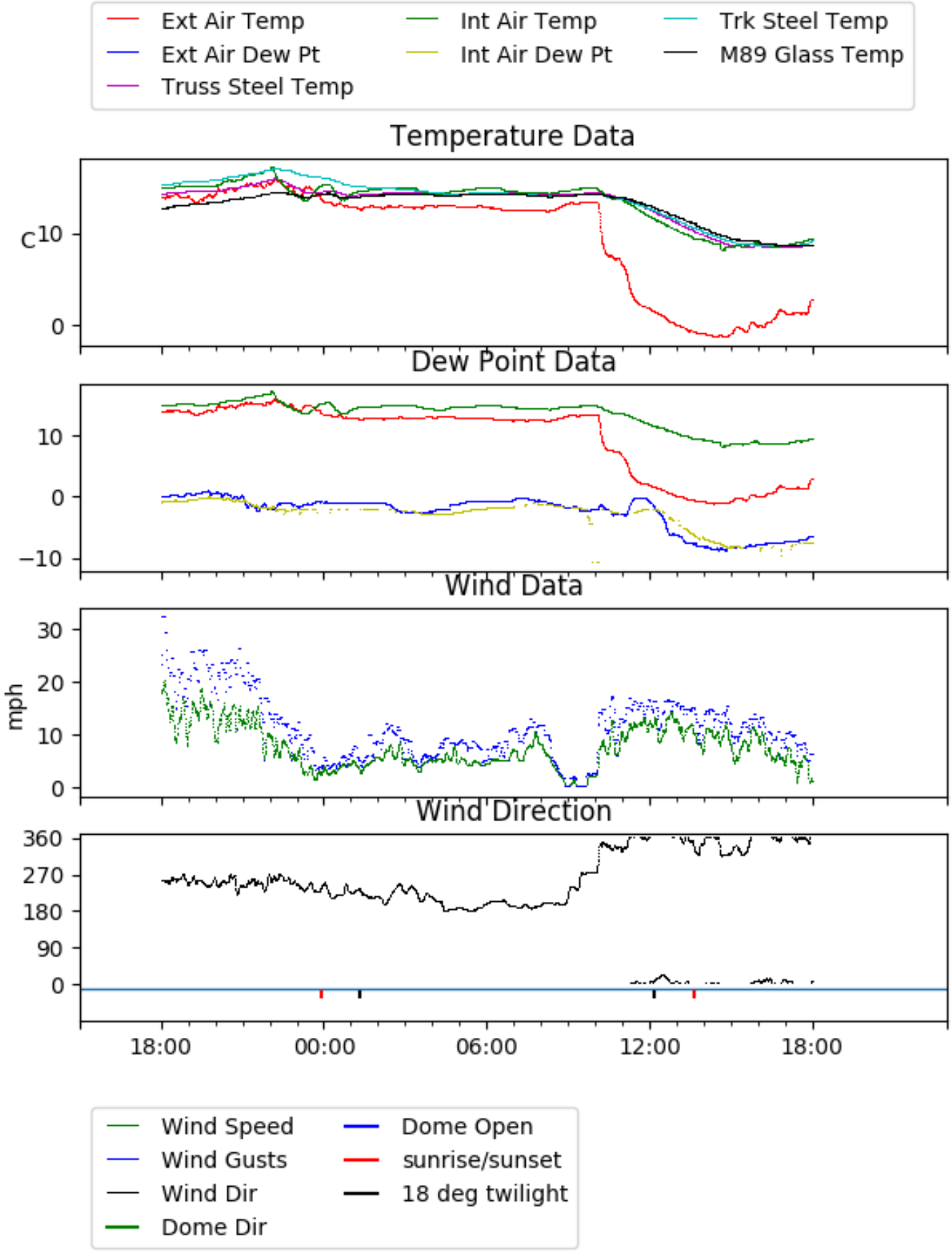
Ext Air Temp
Ext Air Dew Pt
Truss Steel Temp
Int Air Temp
Int Air Dew Pt
Trk Steel Temp
M89 Glass Temp
Temperature Data
C
10
0
Dew Point Data
10
0
−10
Wind Data
mph
30
20
10
0
Wind Direction
360
270
180
90
0
18:00
00:00
06:00
12:00
18:00
Wind Speed
Wind Gusts
Wind Dir
Dome Dir
Dome Open
sunrise/sunset
18 deg twilight

4 Virus Enclosures

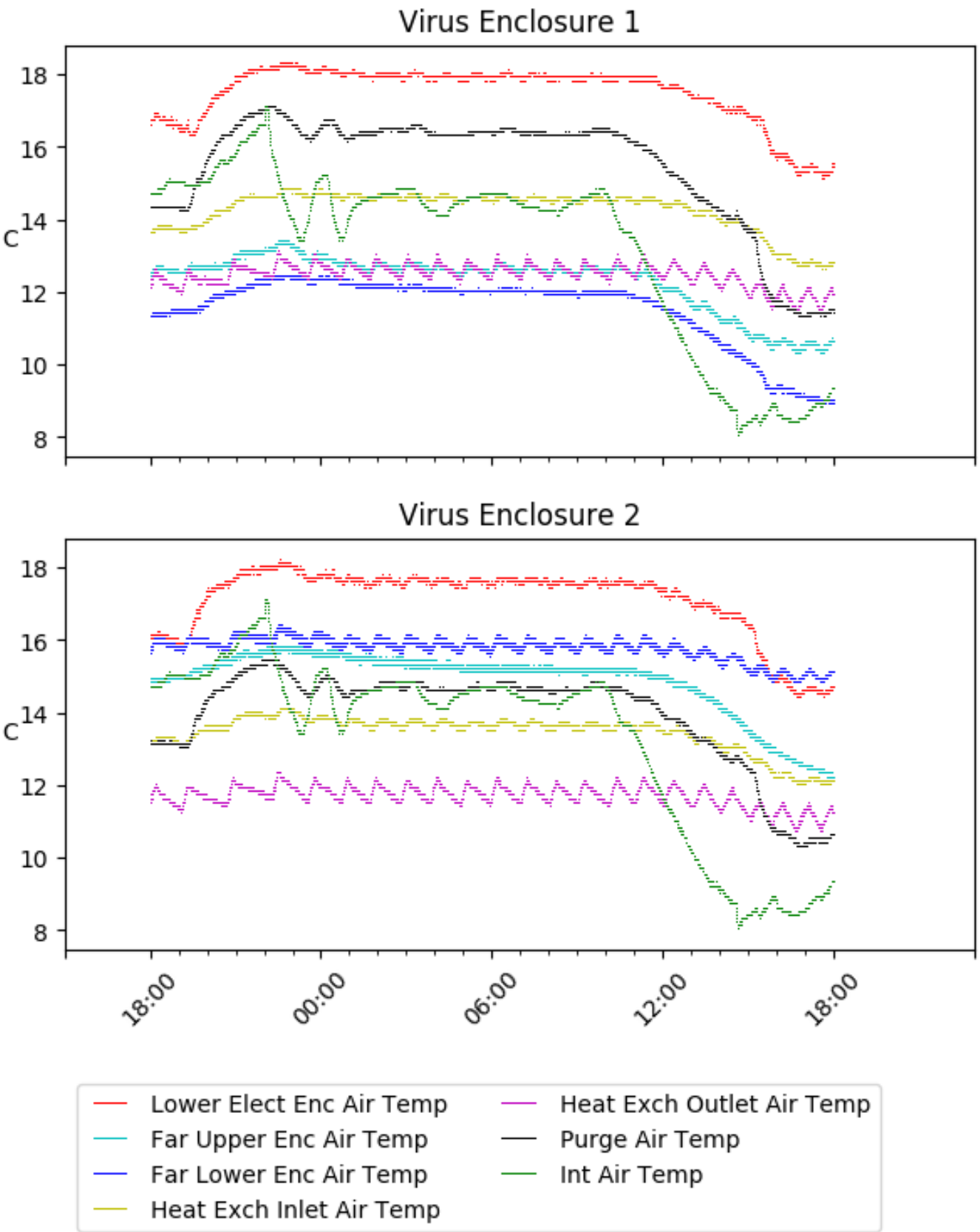
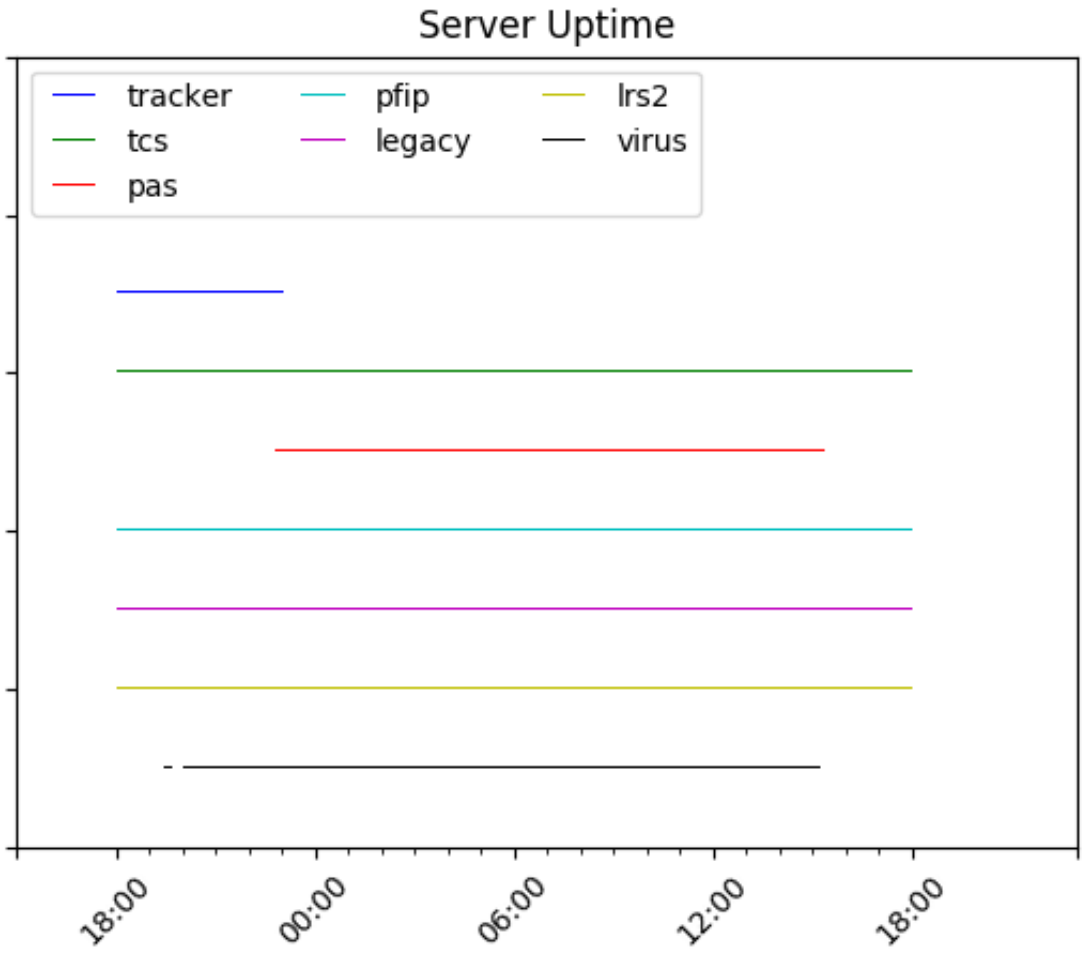
5 Server Up Time